



Mercedes-Benz



607-001
Terminal Acelerador 5mm
608D




607-013
Bujão do carter
M18x1,5



607-002
Terminal Acelerador 6mm
B10



607-014
Bujão do carter
C/ imã
M 26x1,5



607-003
Terminal Freio
M 0705



607-015
Bujão do carter
C/ imã
M 24x1,5



607-004
Terminal Acelerador 8mm
B-13 1113



607-016
Regulador Embreagem
1313 / 2213



607-005
Terminal Embreagem
B-16 1111/1113 A 2213
M - 10x12



607-017
Regulador Embreagem
Antigo 608D



607-006
Terminal Embreagem
1519/1524/1932/2219
0364/0365



607-018
Regulador da Embreagem
1111 / 1113



607-008
Forquilha do Tirante da
Embreagem
10 mm



607-026
Trava da Regulagem do
Tambor de Freio
MB 1113



607-009
Forquilha do Tirante da
Embreagem
12 mm



607-028
Pino Guia Capa do Mancal
M-8X18
OM-352



607-029
Chaveta de Válvulas
M. Benz



607-038
Anel de Pressão B-18



607-030
Chaveta Coluna
Todos



607-039
Anel Vedador C-15



607-031
Chaveta Eixo Comando
OM 352



607-040
Anel Vedador C-18




607-032
Chaveta Virabrequim



607-042
Sangrador de Freio
de 6mm
N. Varga 7011



607-033
Porca do Cano do Freio
1113/1313



607-043
Sangrador de Freio
de 8mm x 1,25 x 38
N. Varga 7007



607-034
Parafuso Regulagem da
Marcha Lenta Afogador
MB - 1113/1313/1513



607-044
Parafuso Regulador Válvula
12X35
OM 352



607-035
Bronze da Coroa
1111/1313/2013



607-044-1
Terminal Acelerador MB 8mm
Bomba Injetora
L 1218/1418/1618



607-037
Anel de Pressão B-15



607-045
Parafuso Cardan
10x30



607-046
Parafuso do Cardan
12x32




607-055
Trava Rolamento



607-047
Arruela Trava porca
Manga Eixo
Todos



607-056
Trava Rolamento
Embreagem



607-047-1
Pino esférico Terminal
embreagem rosca grossa
1519/1524/1932/2219
0364/0365
M- 14




607-060
Parafuso Volante
12x26



607-048
Arruela de Encosto Válvulas
M-15,8x34



607-061
Parafuso do suporte do eixo
Balancim
M - 8x45



607-051
Trava do Pino Patim de freio
1113/1313/1513/2013



607-064
Pino Trava mola
1113/ 2213



607-052
Trava do Pino Patim
de freio moderno
1313/1513/2013/2213



607-069
Porca
20x1,5 Chave27



607-053
Porca Prisioneiro Cabeçote
12x1,5



607-070
Porca 22x1,5 Ch30



607-054
Prisioneiro Cabeçote
12X12X137



607-071
Porca 20x1,5 Ch30



607-073
Arruela Pressão
22,5



607-083
Arruela encosto porca carcaça
608 708



607-074
Arruela Pressão
22,5



607-084
Arruela De Encosto Cubo
Traseira
321/1111/1113



607-075
Arruela Conica
22,5



607-085
Arruela Encosto Cubo
traseiro
1316/1516/1519/2219



607-076
Arruela Conica
20,5



607-086
Arruela Encosto cubo traseira
1313/1513/2013
(LARGA)



607-078
Aranha Cubo Trazeiro
1316/1516/1519



607-087
Prisioneiro Cubo Roda
1/2x57



607-079
Aranha Freio Mão



607-097
Parafuso Biela Raio
14x81



607-080
Aranha trava cubo traseiro
1313 a 2213



607-100
Selo Comando Válvula
60,5 MM



607-082
Arranha Cubo Traseiro
321/1111/1113



607-101
Selo Bloco do Motor 59,3 MM
MB OM 355



607-102
Bujão do Cambio do
Toyota M 12



607-110
Pino Roscado com Fenda
Trava Balanceiros
M - 6x1,0x15
Om352



607-103
Bujão do Carter M26x1,5
Motor OM 457/904



607-113
Bujão Diferencial com Imã
24x1,6x12



607-104
Regulador de Válvulas
OM 355



607-114
Bujão Diferencial sem Imã
24x1,6x12



607-105
Pino Guia Capa do Mancal
M - 8x15 OM321



607-115
Carcaça do Terminal
B-10 1113



607-106
Pino Guia Capa do Mancal
M - 8x16 OM366



607-116
Carcaça do Terminal
B- 13 1113



607-107
Pino Guia Capa da Biela
M - 8x18 OM355



607-117
Carcaça do Terminal
5mm - 608D



607-108
Pino Guia Capa do Mancal
M - 10x23 OM 355



607-118
Terminal Freio Motor
12mm 355 / 1519




607-109
Pino Guia Capa da Biela
M - 6x15 OM352



607-119
Carcaça do Terminal
c/ Trava B-16 1113




607-120
Carcaça do Terminal da
Embreagem 355/1520




607-128
Haste c/ Amortecedor c/
Carcaça e Terminal- 1113




607-121
Terminal Freio Motor Pino
Longo 6 mm - 1113



607-129
Haste c/ Amortecedor
e Carcaça e Terminal - OH-
1313



607-122
Carcaça do Terminal Freio
Motor Pino Longo




607-130
Vareta do Freio Motor
1313/1513




607-123
Pino do Terminal c/ Rosca
10mm B-16-1113




607-131
Vareta Completa c/ Terminais
1113




607-124
Pino do Terminal e Garfo
12mm B16-1113




607-132
Tirante do Acelerador Bomba
Injetora 1924/1932




607-125
Regulador da Embreagem
Moderno 608D




607-133
Vareta c/ Duas Carcaça
1113




607-126
Vareta do Eixo do Acelerador
da Cabine -1113



607-134
Vareta c/ Dois Terminais de
5mm - 608D



607-127
Conjunto Tirante Elástico
OM 1314/608D




607-135
Porca do Encanamento
Compressor 26mm
Moderno (Todos)




607-137
 Porca Encanamento
 Compressor
 26mm - Todos




607-146
 Niple Encanamento
 Compressor 26x22 Moderno




607-138
 Niple encanamento tanque
 diesel 16x16 Todos



607-147
 Porca Encanamento
 Compressor Rosca Fina
 26mm




607-140
 Niple Encanamento
 Compressor 26x26 Todos




607-148
 Porca Encanamento
 Compressor Rosca Fina
 22mm




607-141
 Niple Encanamento
 Compressor 22x22
 Moderno - Tds



607-152
 Pino da Alavanca
 Embreagem




607-142
 Niple Encanamento
 Compressor 22x22
 Antigo - Tds




607-153
 Parafuso da Regulagem
 Coroa c/ Porca - 2013



607-143
 Niple Encanamento
 Compressor 26x22 Todos




607-154
 Broze da Coroa - 1519




607-144
 Niple Encanamento do Ar
 12x12- Todos




607-155
 Pino do Patim de
 30mm




607-145
 Niple Encanamento
 Compressor 26x22 Moderno




607-157
 Pino Âncora do Patim
 Traseiro 321 á 1113




607-158
Bucha do Alternador Lisa




607-173
Parafuso Oco 3/8x24
UNF sext. 1/2



607-161
Parafuso Oco de 10mm
Todos



607-174
Parafuso Oco
10x1,0mm




607-162
Parafuso Oco de
18mm




607-175
Parafuso Oco
10x1,0mm
c/ Furo menor




607-164
Parafuso Oco Válvula Pedal
Freio




607-176
Parafuso Oco
10x1,5mm




607-165
Parafuso Oco Válvula 2 circ. -
Freio.




607-177
Parafuso Oco
10x1,0mm - Duplo




607-167
Parafuso Oco 8x1 0mm
Bosch - Mercedes




607-178
Parafuso Oco 14x1,5mm -
Filtro c/ Rosca na Cabeça



607-170
Parafuso de Retorno Rosca
Dupla 14x16 M.Benz




607-179
Parafuso Oco 14x1,5mm -
c/ Rosca na Cabeça 6mm



607-172
Parafuso Oco 3/8x14
Banjo s/ Válvula




607-180
Parafuso Oco 14x1,5mm
c/ Rosca Interna 3/8



607-182
Parafuso Oco 16x1,5mm
c/ Furo interno 3,5mm




607-225
Olhal 13mm para
Mangueira 3/8
12,7x9,53mm



607-183
Parafuso Oco 16x1,5mm
Longo



607-226
Olhal 14mm para
Mangueira 3/8
12,7x9,53mm



607-195
Parafuso Retorno
c/ Rosca Dupla
M-6X3/8




607-227
Olhal 6mm Duplo Retorno
para Mangueira 8x6mm



607-196
Parafuso Retorno
c/ Rosca Dupla
8x3/8




607-228
Olhal 8mm Duplo
para Mangueira 1/4



607-197
Parafuso Oco 5/16x24
Perkins



607-229
Olhal 10mm Duplo para
Mangueira 8x6mm



607-199
Parafuso Oco de 1/2x20 Fios
Perkins



607-230
Olhal 8mm Duplo Ref. p/
Mangueira 8x6mm



607-223
Olhal 8mm p/ Mangueira
8x6mm



607-231
Olhal 14mm c/ Niple p/
Mangueira 12,7x9,53mm



607-224
Olhal 12mm p/ Mangueira
11x8mm




607-232
Olhal 10mm p/ Nylon
6x4mm



607-233
Olhal 8mm p/ Nylon
6x4mm




607-241
Olhal 16mm p/ Nylon 8x6
Bicudo Cara Chata



607-234
Olhal 12mm p/ Nylon
10x8mm



607-242
Olhal 16mm p/ Nylon 6x4
Bicudo Cara Chata




607-235
Olhal 10mm p/ Nylon
8x6



607-243
Suporte em L p/ Mola do
Acelerador




607-236
Olhal 12mm p/ Nylon
6x4 mm



607-245
Pino da Forquilha do Freio
OM-352 - 10x30mm




607-237
Olhal 14mm p/ Nylon 8x6
Bicudo Cara Chata



607-247
Pino da Forquilha do Freio
OM -352 - 12x35mm



607-238
Olhal 14mm p/ Nylon 11x8
Bicudo Cara Chata



607-248
Pino da Forquilha do Freio
OM -352 - 12x40mm



607-239
Olhal 12mm p/ Nylon 8x6
Bicudo Cara Chata



607-249
Dreno Tanque Ar Todos
M22x1,5 Latão



607-240
Olhal 16mm p/ Nylon 12x9
Bicudo Cara Chata



607-250
Parafuso Fixação da coroa
12x1,0x34



607-251
Parafuso Fixação da coroa
10x1,5x35



156-335
Rabicho Mirim 1 polo



607-252
Porca Cardan
M10 passo 1,00



156-083
Rabicho Grande 2 Polo



607-253
Porca Cardan
M12 passo 1,5

Chave 13



230-6,3x18
Parafuso soberba
Com Arruela



607-254
Anel Oring MB
Cambio G221



603-138
Grampo Botão Fixação
do Teto MB
Preto
688 990 70 92



607-255
Gaxeta da bomba
d'agua



603-150
Grampo Botão Fixação
do Teto
Cinza
688 990 70 92



469-4,3x101
Anel Vedação Filtro Radiador
Óleo MB OM 352/366



318-10x151
Porca da turbina
Chave 15
M-10



602-849-001
Grampo para tapaceiro
1kg



318-10x152
Porca da turbina
Chave 15 Torque
M-10




156-106
Parafuso Suporte
Alternador - Todos



602-164
Porca de Cobre do
Tubo dianteiro escape
MB 1618/ 1620/ 1621
M-8x1,25 Chave 13




605-054
Porca Rápida
4,2mm
Mercedes-Benz



151-10x10x45
Prisioneiro do coletor
M-10x10x45



605-053
Porca Rápida
4,8mm
Mercedes-Benz



151-10x10x52
Prisioneiro da partida
M-10x10x52



469-1,78x3,68
Anel Oring Boca
Inj. oleo bloco motor
LS1632/OM449LA




353-7/16
Rebite Rev-Kler Cabeça Plana
para Cinto Segurança
Mercedes

Terminais Estanhados



158-073
Terminal Faston Fêmea
6,3 mm Estanhado
Fio 1,5 C/ Trava
1418/608/708
0364/1935/2635



271-12x40x1,25
Parafuso Allen C/ Cabeça
Chave 10mm Pinca do Freio
Mercedes - 709/710/912
Oferecer



439-18
Trava externa
Orig. 000471 01800

3120780285



144-022
Abraçadeira cano injetor de
ferro c/ rosca L -
1111/LP0/LP321/0321 - Om6
2 Furos



152-184
Selo Tampa do bloco
motor comando 335
57,2 MM

343.492.03.40



184-21/8
Abraçadeira linha `U`
p/ Escape 54mm
608 e Diversos
21/8



605-075
Sangrador pinça
de freio
Mercedes - 709/912

340.997.00.90



139-9x13
Abraçadeira Rosca sem fim
Largura 9mm
Original todos



591-22x15
Dreno Tanque Ar Todos
M-22x1,5 Latão

350.997.02.90



139-14x22
Abraçadeira Rosca sem fim
Largura 9mm
AGL - 1924 todos

350.997.02.90

**139-19x27**

Abraçadeira Rosca sem fim
Largura 9mm
AGL - 1929/ 1932/ 1933/
Sprinter/ OM

**171-6x60**

Contrapino Zincado
(Cupilha)
Roda MB

916002.010100

**605-053**

Abraçadeira simplex 10x12
3/8x1/2
AGL 1319/HPN 1935/1941

**103-017**

Jogo de Chaves P/
Remover Fixação
dos painéis das portas

344.997.97.91

**145-86x94**

Abraçadeira pra mangueira
turbina e inter-cooler largura
32mm Todos

**607-256**

Parafuso roda traseira
MB 608/708
M14 x 57/64
Porca chave 19

345.070.01.66
3229950122**143-2**

Abraçadeira dupla cano injetor
OM 352 Todos
2 FUROS



209-311

Bomba D'agua
MBB Caminhões
etc...
N° 6206ZZ

345.070.00.66
3229950022**143-2**

Abraçadeira tripla cano injetor
OM 321/352 Todos
3 FUROS




209-318

Compressor Ar MB,
Tratores Caterpillar
etc...
N° 6305ZZ

312.995.02.32

**144-003**

Abraçadeira tripla
cano tanque
Todos



209-336


Alternador MBB
Caminhões 96 Duplo
N° 62304 2RS



Menor

607-257

Anel vedação
Saida intercooler Fria
mercedes 1418
3,53x44,04



209-338


Polia Esticadora MB,
Roda Tras. CG, ML,
X125
N° 6302 2RS



Maior

607-258

Anel vedação
Saida intercooler quente
mercedes 1418
5,33x85,09




209-416


Alternador dianteiro:
MBB 1113/1313/1513/
2013/2213
Bosch/Scania/Volvo
N° 6403 2RS




617 001 Acelerador MB MOLE



617 002 Acelerador MB RIGIDA




617 006 Acelerador 364




617 004 PATIM Dianteiro 1113



617 009 FREIO AR 1313




617 010 FREIO MOTOR




617 003 Acelerador 608



617 014 PATIM Traseiro 1113



617 008 FECHADURA



617 015 ESTICADOR CORKEIA 311

Bomba injektora




608-001
Chaveira Estrangulador




608-021
Mola Alimentadora



608-002
Chaveira do Acelerador



608-022
Anel de Vedação
do copo



608-003
Chaveira Eixo "A"



608-023
Filtro bomba injetora




608-004
Chaveira Eixo "B"



608-024
Copo de plástico
Bosch




608-006
Prisioneiro Bomba
Alimentadora



608-025
Presilha do Copo



608-018
Tampa plástica
para injeção



608-026
Parafuso trava



608-019
Tampa plástica
para injeção



608-027
Porca Recartilhada




608-020
Tampa plástica
para injeção



608-028
Mola bomba




608-029
Válvula Nylon Bomba
alimentadora



608-199
Parafuso Oco 12x1,5mm
Bosch




608-031
Parafuso do Lacre



608-200
Parafuso Oco 14x1,5mm Canal
Lubrif. Bosch



608-032
Parafuso Bomba



608-201
Parafuso Oco 14x1,5mm
Bosch



608-033
Parafuso Sangrador Bomba
Bosch Antigo



608-202
Parafuso Oco 14x 1,5mm
Longo Bosch



608-035
Sangrador Moderno



608-203
Parafuso Sangrador Bomba
Bosch Antigo




608-043
Mordente



608-204
Parafuso Sangrador Bomba
Bosch Moderno




608-044
Conexão de retorno




608-211
Parafuso Oco 8x1,25mm -
Yanmar




608-045
Mola do Pistão



608-212
Parafuso Oco 8x1,0mm -
Yanmar -




608-213
Parafuso Oco 12x1,5mm
Yanmar




608-221
Parafuso Oco 12x1,25 -
Yanmar




608-214
Parafuso Oco 12x1,25 -
Yanmar




608-222
Parafuso Oco 12x1,25 -
Yanmar




608-215
Parafuso Oco 12x1,25 -
Yanmar



608-216
Parafuso Oco 12x1,25 -
Yanmar



608-217
Parafuso Oco 12x1,25 -
Yanmar



608-218
Parafuso Oco 12x1,5 -
Yanmar




608-219
Parafuso Oco 14x1,5 -
Yanmar



608-220
Parafuso Oco 8x1,25 -
Yanmar



609-001
Chumbo de Lacre Furado
10 mm




609-038
Parafuso Filtro MBB
M 14x1,5
M 16x1,5
Chave 22mm



609-025
Corpo Sangrador



609-040
Valvula de retorno c/ esfera
MBB 1111
M 14 x 1,5 Ch 19



609-026
Corpo Sangrador



609-042
Bomba Manual
Bosch



609-033
Acelerador Completo



609-043
Bomba Manual
Adaptação Bosch



609-034
Retorno Duplo



609-044
Parafuso SSB
6x1 Curto



609-035
Filtro parafuso de entrada
MWM



609-047
Parafuso M8 8x0.75




609-036
Valvula Retorno c/ esfera
Mercedes Benz OM 352
Chave 19 M - 14x1,5



609-057
Parafuso Retorno
M-14x1,5
3 Furos
Turbina




609-037
Valvula Retorno c/ esfera
MWM
Chave 17 M - 12x1,5



609-062
Parafuso Oco 16x1,5
3 Furos
Turbina



609-191
Parafuso Oco 14x1,5mm
Duplo MWM




609-209
Parafuso Oco 8x0,75mm
Duplo Delphi



609-192
Parafuso Oco 16x1,5mm
Duplo 8 Furos MWM




609-210
Arruela Calco Para Regulagem
Pres. de Bico Injetor
3,15x8,5x0,8




609-193
Parafuso Oco 8x1,25mm -
Retorno MWM
1 Furo



609-194
Parafuso de retorno
M 8 x 1,0 mm Ch 12
MWM




609-205
Parafuso Oco Válvula
Retenção 10x1,5mm



609-206
Parafuso Oco 8x0,75mm -
Curto Delphi/Cav



609-207
Parafuso Oco 8x0,75mm -
Curto Delphi/Cav



609-208
Parafuso Oco 10x1,5mm -
Válvula Ret. Delphi.